

Project:		Catalog#:		Type:	
Prepared By:		Notes:		Date:	

E4DL

LED Commercial Downlight
• CCT-selectable • 5 Year Limited Warranty



Overview

Energetic Lighting's E4DL series is suitable for use in a broad range of commercial applications. Available in 4 profile sizes from 4", 6", 8", covering almost any application project. Utilizing today's latest innovative LED solutions and technologies paired with world class manufacturing. The E4DL series is a great choice for renovation opportunities replacing existing commercial downlight fixtures or for new construction projects that require code compliant energy saving LED solution. Ideally suited for office spaces, schools, retail, hospitality and healthcare.

Features

- Ez-CCT: Selectable 3000K, 3500K, 4000K
- Suitable for use in Type IC and Non-IC recessed location
- Suitable for Damp location
- 120-277V
- Dimmable with Phase Dimming of Triac @ 120V

Applications

- Residential and Multi-family
- Commercial and Retail
- Office and Hallway
- Healthcare and Hospitality
- General Indoor Area




Highlights



Field-selectable CCT and wattage control provides flexibility to installation and Stocking




Universal spring clip arms allows direct mounting to surface without need for recessed can housing




Flexible metal conduit lead with 1/2" trade-size knockout adapter; safety cable also provided



Stepped baffle trim for optical diffusion and modern aesthetic design



Without the need for a recessed can housing, the plenum height needs only accommodate the downlight body height



Optional Rough-in plates available in 4", 6", 8" downlight diameter

Load Information

Input Voltage	120-277Vac	
Power Factor	>0.7	
THD	20%	
Low Temp Start	-4°F	
Max Temp	104°F	
Unit Weight	4"	1 lbs
	6"	1.4 lbs
	8"	2 lbs

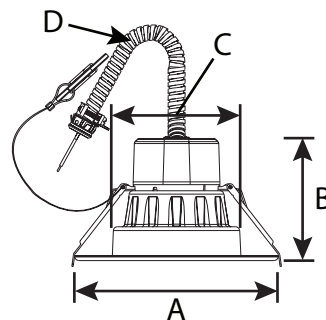
Shipping Information

Item	Weight	Box Qty.
4"	7 lbs	6 per case
6"	10 lbs	6 per case
8"	13 lbs	6 per case

Lumen Maintenance

Housing Type	Ambient Temperature	TM-21 Lumen Maintenance (50,000 hours)	Theoretical L70 (hours)
4" Smooth	25°C	>78%	54,000
6" Smooth	25°C	>78%	54,000
8" Smooth	25°C	>78%	54,000

Dimensions



Description	Dim	Model profile		
		4" profile	6" profile	8" profile
Front diameter (thru-hole upper limit diameter)	A	5.8"	8.3"	10.2"
Overall Height	B	3.7"	4.0"	4.3"
Min thru-hole diameter	C	3.6"	5.8"	7.2"
Conduit overall length	D	24"	24"	24"

Model Ordering Number Breakdown

Series Prefix	Housing Size	Lumens	CRI	CCT
E4DL	4N	11	E8	3040
E4DL Energetic LED Downlight CCT-selectable	4N 4" Smooth 6N 6" Smooth 8N 8" Smooth	8 800lm 11 1100lm 17 1700lm 11 1100lm 17 1700lm 21 2100lm	8 80 CRI	3040 3000K, 3500K, 4000K

STOCK ORDER INFORMATION

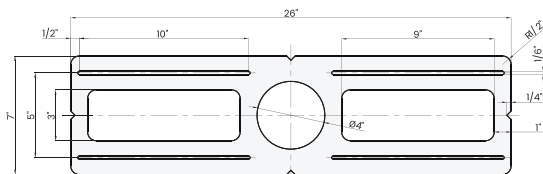
CCT Selectable Profile Triac @ 120V

Model Number	Order#	Lumens	Wattage	LPW	Color Temp	CRI	Voltage	Dimming	DLC	Pallet Qty
E4DL4N8E83040	50041	800LM	9W	89	3000 3500 4000k	80	120-277V	Triac	Energy Star	TBA
E4DL6N11E83040	50042	1100LM	13W	85		80	120-277V	Triac	Energy Star	300
E4DL6N17E83040	50043	1700LM	18W	94		80	120-277V	Triac	Energy Star	180
E4DL8N11E83040	50044	1100LM	13W	85		80	120-277V	Triac	Energy Star	180
E4DL8N17E83040	50045	1700LM	18W	94		80	120-277V	Triac	Energy Star	180
E4DL8N21E83040	50046	2100LM	22W	95		80	120-277V	Triac	Energy Star	180

Optional Accessories

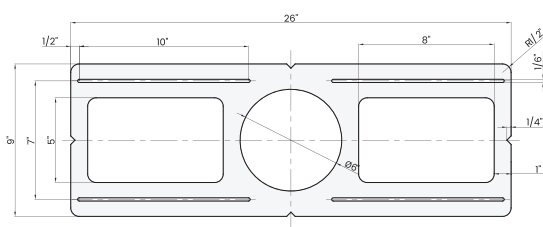
E1RIP-4

Rough-in plate for 4" downlights



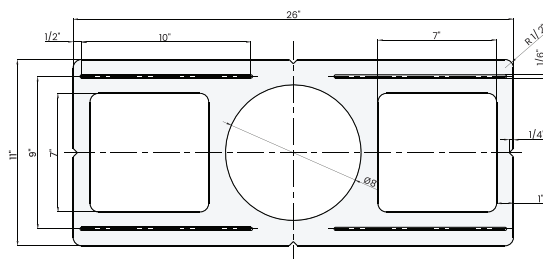
E1RIP-6

Rough-in plate for 6" downlights



E1RIP-8

Rough-in plate for 8" downlights





ENERGETIC[®]
L I G H T I N G

E4DL

LED Commercial Downlight CCT-selectable
50,000 System Lifetime • 5 Year Limited Warranty

NOTES: